

# Hinged

## MWP & MFP series

These expansion joints are made of one single bellows element fitted with welding ends or flanges plus a system of articulated supports which allow for angular movement in one plane only. The hinge mechanism is designed to accept full pressure thrust.

These units do not allow axial movement however, some types of hinge systems can be provided with holes for the hinge pin that are slotted to allow limited axial displacement. These "slotted hinge" types can not resist the pressure thrust forces and therefore proper anchorage must be provided.



**MWP**

Hinged expansion joint with welding ends.



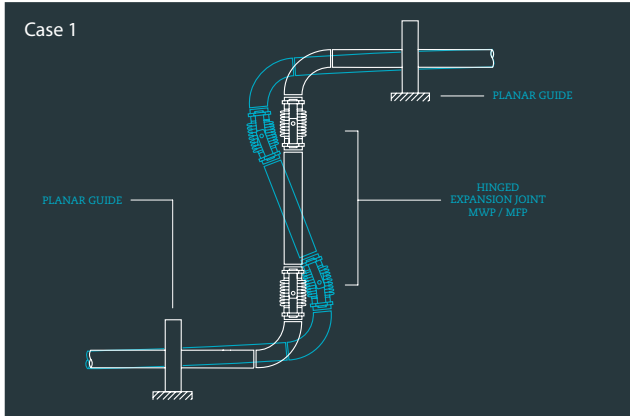
**MFP**

Hinged expansion joint with flanges.

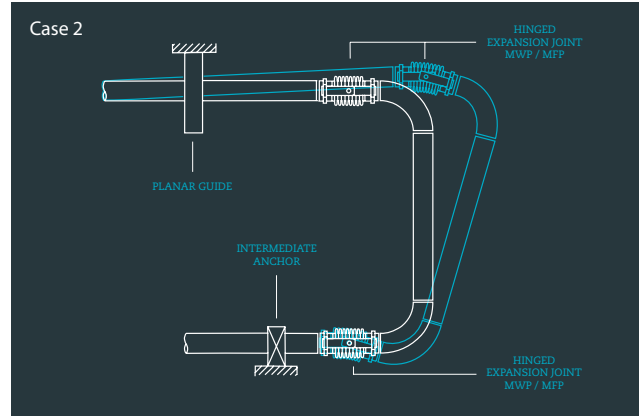
## Features

TYPE	SERIES		
Hinged	MWP, MFP		
PRESSURE THRUST RESTRAINT	MOVEMENTS		
✓	Axial	✗	
	Lateral	Single-plane	✗
		Multi-plane	✗
	Angular	Single-plane	✓
		Multi-plane	✗
			Transmits shear and wind loads
			Supports dead weight
			Avoid twisting the bellows
			No main anchors required

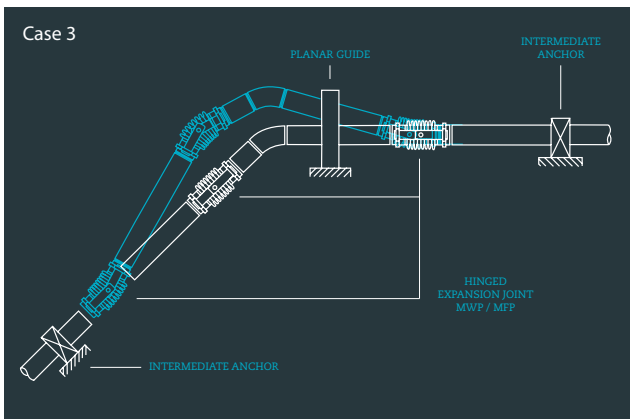
Typical applications



Two MWP/MFP Hinged Expansion Joints or one single MWY/MFY double Expansion Joint can be used to absorb the thermal expansion in a Z-shaped section of piping which only occurs in one plane.



In the case of pure angular movement these Expansion Joints can be used to absorb expansion in a specific section of piping.



There is a different angle than 90° in the section of piping.

Sample images

